


10.1" HD TFT-LCD, CAPACITIVE TOUCH



18.5" HD TFT-LCD, CAPACITIVE TOUCH



## ULTIMATE YOUR WORKOUT EXPERIENCE

These 4 consoles on the right are equipped with GEM Bluetooth/ANT+ Module, "the dual protocol system", pairing your workout application with our equipment, then you are good to choose the application that fits you best to join DK CITY and create your own special workout training.



(optional)



18.5"



(optional)



10.1"



## HI-TECH TOUCH SCREEN

Paired with the new technologies, more accurate multi-touch interfaces to provide not only the high efficiency but also more entertainment in your workout routine.

## DIGITAL TELEVISION (DTV)

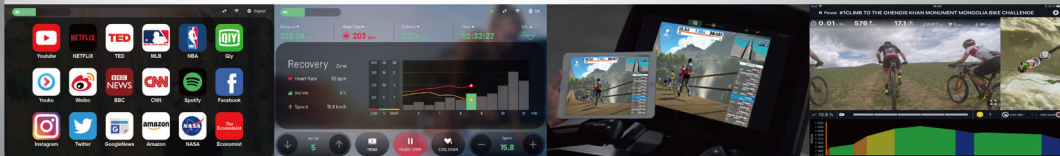
Enjoy your favorite programs with higher efficiency and robustness while working out. The fitness equipment has a built-in digital TV module, which is preset to support DVB-T/T2 TV signals. Optional ATSC (8VSB & QAM B) signals.

## VIRTUAL ACTIVE

Virtual Active is an expressive video experience which transports you to iconic trails, roads, cities, and landscapes, turning indoor exercise into an outdoor adventure to enhance your cardio workout.

## PHYSICAL TEST

These are 6 different physical performance tests to measure the fitness level and assess muscular endurance and cardiorespiratory fitness consisting of PEB, GERKIN, IPPT, U.S. Army, Marine Corps and Navy.



## WELL-KNOWN WEBSITES

Netflix App, 17 Well-known and popular news, streaming service, or social networking sites with big icons to easy control the touch screen with more entertainment in your workout routine.

## REAL TIME WORKOUT

Deliver incredibly detailed performance feedback in real-time to stimulate your performance in each training that you can review to make better decisions for suitable training to reach your goal.

## WIRELESS SCREEN MIRRORING

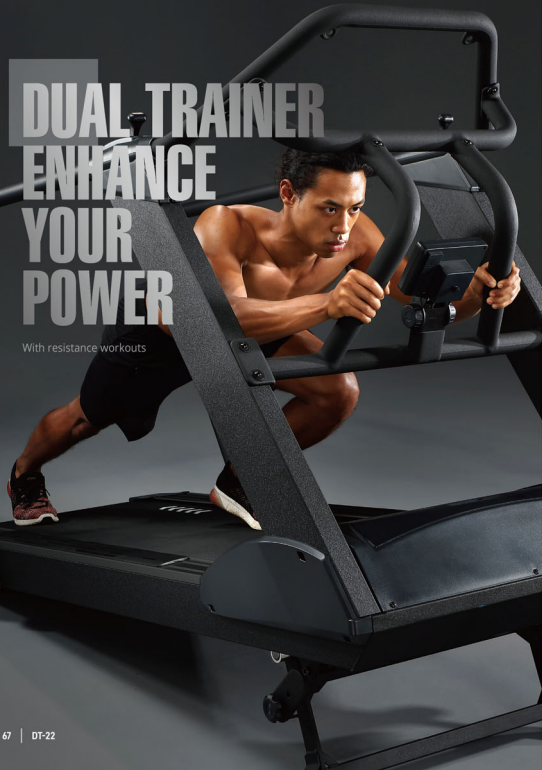
Making you workout more enjoyable and engaging via the screen mirroring technology. Audio and visual stimulation can improve fitness performance, make you focus even harder on your workout, and easier to push your body further.

## INTERACTIVE WORKOUT APP

Become your own personal trainer to provide outstanding running experience with more entertainment with your smart devices which make an excellent workout companion to help you get healthy and stay fit.

# DUAL TRAINER ENHANCE YOUR POWER

With resistance workouts



## DT-22

### DT-22.1

CONSOLE	DISPLAY TYPE	LCD (127 x 61 mm)
PRODUCT FEATURE	POWER REQUIREMENT	SELF-POWERED
	RESISTANCE TYPE	DUAL BELT
	CONSOLE POWER	2 D BATTERIES REQUIRED
	CONSOLE READOUT	SPEED, DISTANCE, CALORIE, HEART RATE, TIME, RESISTANCE LEVEL
	CONSOLE ANGLE	ADJUSTABLE
	BOTTLE HOLDER	●
TECHNICAL SPEC	DECK TYPE	REVERSIBLE PHENOLIC DECK
	MAGNET RESISTANCE LEVEL	16
	SPEED RANGE	USER DEFINED
	INCLINE RANGE	7° OR 12° FIXED
	MAX. USER WEIGHT	180 kgs (400 lbs)
	TRANSPORTATION WHEEL	●
DIMENSION	RUNNING SURFACE	550 x 1525 mm (22" x 60.04")
	L x W x H	2275 x 895 x 1490 mm (89.57" x 35.24" x 58.66")
	UNIT WEIGHT	226 kgs (498 lbs)

● STANDARD    ○ OPTIONAL    - NOT AVAILABLE



Comply with the different heart rate range, the console would show different backlight.

# UNLEASH EXPLOSIVE POWER

Strengthen the muscles with effective core workout.



## DUAL TRAINING SYSTEM

Dual belt resistance, up to 16 levels to help you strengthen the muscles

## FIXED INCLINE FRAME

Fixed 7 or 12 degrees in incline for gravity assisted start-up and uphill training.

## ERGONOMIC SUPPORT FRAME

Exciting multi-purpose fitness with effective core workout.

## ADJUSTABLE CONSOLE AND BIG DISPLAY

Real-time data display with multi-angle adjustable console. Different heart rate zones are presented in different screen colors.

